

Series 752

Bidirectional High Performance Slurry Valve



Bray / VAASTM

2"-24" (50-600mm) 150psi (10bar),
240psi (16bar), 300psi (20bar)

Series 752



Bidirectional High Performance Slurry Valve

The Bray/VAAS Series 752 features a robust steel reinforced perimeter seat which provides bidirectional zero leakage shutoff.

The replaceable steel reinforced perimeter seat is mechanically retained between both halves of the two piece bolted body for unsurpassed performance in the most demanding applications.

* Shown with stem cover (optional).

- 1 Designed for easy, quick conversion between manual and pneumatic actuation. Featuring a lubricant injection port for continuous, smooth operation with minimal maintenance.*
- 2 Clevis design and horizontal bolting stabilizes gate ensuring proper alignment.
- 3 Standard multi-layer square packing provides exceptional gland sealing.
- 4 Optional energized quad seal packing for enhanced gland sealing.
- 5 Unrestricted flow path with minimal pressure drop achieved through full port valve design.
- 6 Deflection resistant gate design ensures consistent alignment for industry leading durability.
- 7 Replaceable steel reinforced elastomer perimeter seat ensures bidirectional zero leakage shutoff.
- 8 Two piece bolted body for easy maintenance and seat replacement.



Standard Construction

Body	Gate	Seat	Stem	Gland	Packing	Topworks
CF8	304	Buna-N	304	304	PTFE	Steel
CF8M	316	Buna-N	304	304	PTFE	Steel
WCB	304	Buna-N	304	WCB	PTFE	Steel

Body Options

Carbon Steel (WCB)
CF8 Stainless Steel
CF8M Stainless Steel
CF3M Stainless Steel
SAF 2205 Duplex
SAF 2507 Duplex

Gate Options

304, 316, 317 Stainless Steel
SAF 2507 Duplex
17-4PH Stainless Steel
Hastelloy® C
Monel®
Titanium

Seat Options

Buna-N -35°-194°F/-37°-90°C
EPDM -65°-248°F/-54°-120°C
Viton® -15°-392°F/-26°-200°C

Actuator Options*

Bevel Gear
Pneumatic
Hydraulic
Electric

*Direct Mounted Handwheel (Standard).

Packing Options

PTFE 232°C/450°F
Elastomer 90°C/194°F
Quad Seal* 200°C/392°F

Additional material options may be available upon request. Consult factory for availability.

*PTFE with Buna-N or Viton®.

Specifications & Standards

Size Range	2" to 24" (50 - 600mm)
Pressure Rating	150psi (10bar), 240psi (16bar), 300psi (20bar)
Body Style	Wafer, two-piece bolted

Design	MSS SP-81
Testing	MSS SP-81
Face-to-face	MSS SP-81 (150psi, 240psi models)
Certification	Canadian CRN
Drilling*	ASME B16.5 CL150, ASME B16.47 CL150

*Additional drilling options available. Consult factory for availability.

Dimensions

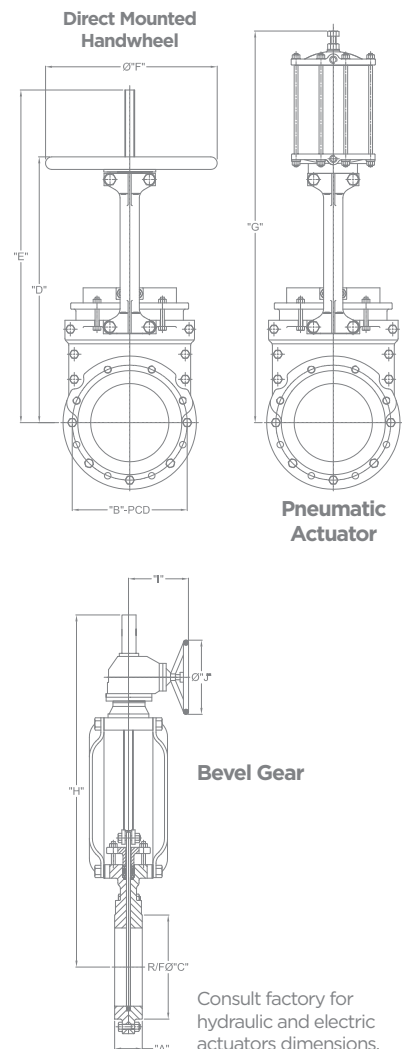
In. (mm)	A	B	R/FØC	D	E	ØF	G	H	I	ØJ
2 (50)	1.88 (48)	4.75 (121)	3.62 (92)	14.56 (370)	16.14 (410)	7.99 (203)	20.66 (525)	--	--	--
3 (80)	2.00 (51)	6.00 (153)	5.00 (127)	15.55 (395)	17.51 (445)	7.99 (203)	23.62 (600)	--	--	--
4 (100)	2.00 (51)	7.50 (191)	6.18 (157)	19.48 (495)	22.83 (580)	10.00 (254)	27.55 (700)	--	--	--
6 (150)	2.24 (57)	9.50 (242)	8.50 (216)	23.50 (597)	28.22 (717)	12.00 (305)	36.41 (925)	--	--	--
8 (200)	2.75 (70)	11.75 (299)	10.63 (270)	28.18 (716)	34.92 (887)	15.98 (406)	42.12 (1070)	--	--	--
10 (250)	2.75 (70)	14.25 (362)	12.76 (324)	30.51 (775)	40.94 (1040)	15.98 (406)	50.59 (1285)	51.18 (1300)	9.68 (246)	19.68 (500)
12 (300)	3.00 (76)	17.00 (432)	14.76 (375)	34.25 (870)	46.65 (1185)	20.00 (508)	55.11 (1400)	59.05 (1500)	9.68 (246)	19.68 (500)
14 (350)	3.00 (76)	18.75 (476)	16.26 (413)	--	--	--	59.44 (1510)	62.99 (1600)	9.68 (246)	19.68 (500)
16 (400)	3.50 (89)	21.25 (540)	18.50 (470)	--	--	--	70.27 (1785)	65.94 (1675)	10.47 (266)	19.68 (500)
18 (450)	3.50 (89)	22.75 (578)	20.98 (533.5)	--	--	--	76.57 (1945)	68.89 (1750)	10.47 (266)	19.68 (500)
20 (500)	4.50 (114)	25.00 (635)	23.03 (584)	--	--	--	82.67 (2100)	84.64 (2150)	10.47 (266)	19.68 (500)
24 (600)	4.50 (114)	29.50 (750)	27.24 (692)	--	--	--	89.96 (2285)	94.48 (2400)	10.55 (268)	19.68 (500)

Dimensions are approximate and subject to change. Consult factory for certified drawings.

Weights

Size (In.)	2	3	4	6	8	10	12	14	16	18	20	24
Weight (lbs)	24	35	44	62	119	176*	165*	304*	419*	516*	661*	955*
Size (mm)	50	80	100	150	200	250	300	350	400	450	500	600
Weight (kgs)	11	16	20	28	54	80*	120*	138*	190*	234*	300*	433*

*Approximate weights shown with bevel gear actuator standard on 10"-24" valves, consult factory for additional configurations.



Bray International, Inc.
Houston, TX, USA +281.894.5454

Bray/VAAS India
Chennai +91.44.2496.1391

Benelux
Heerhugowaard +31.72.572.1410

Brazil
Paulinia Sp-Brazil +55.19.3517.6161

Canada
Montréal +514.344.2729

Chile
Santiago +56.2739.2966

China
Hangzhou, Zhejiang +86.571.828.52200

Colombia
Bogota +571.876.6084

France
Maubeuge +0033.3.27.59.41.89

Germany
Krefeld +49.2151.53360

India
Gujarat +91.2667.664444

Italy
Milano +39.02.9237.0196

Mexico
Zapopan, Jalisco +52.33.3836.4460

Middle East
Dubai +00971.0.4.887.6979

Pacific
Melbourne, Australia +613.9580.9755

Peru
Lima +511.251.0251

Poland
Oswiecim +48.33.842.1968

Russia
Moscow +7.495.36.36.222

Singapore
Ubi Techpark +65.6742.1428

South Africa
Sandton +27.10.007.3222

South Korea
Seoul +82.2.2190.3809

United Kingdom
Inchinnan +44.141.812.5199



Bray World Headquarters
Houston, TX - USA



Bray India



Bray/VAAS India

To find a distributor in your area visit us online at www.bray.com